

# #1 New simple clock faces

All the chat forums have users complaining about the available clock faces

- Too fancy, slanted numbers, cant read the time, vertical format clock face

I think these options I show below would greatly improve the functionality and the users would be much happier

No fancy colours or cutoff numbers – nothing is slanted or blurry – everything is clear and concise.

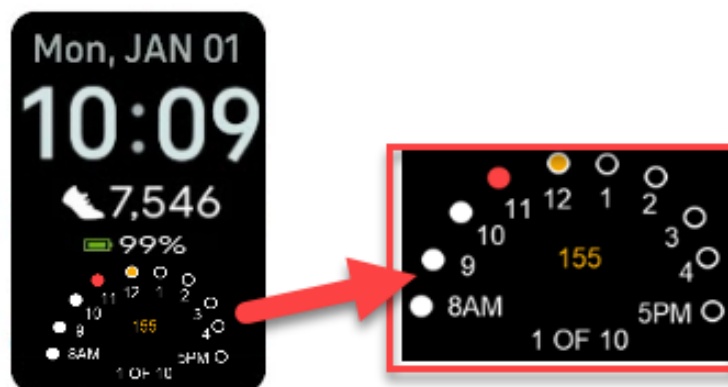
Plain and simple – no tapping to change between displayed stats – this is really annoying  
Nobody wants to stare at their watch for longer then a second

Users want to see all the details in one glance

All devices would benefit from these new clocks – not just the charge 6

## Sample #A

- includes hourly target 250 steps
- all the stats fitness people want to see (date / time / steps / battery / hourly activity)



## Sample #B


- same as above minus the hourly activity



## #2 Hourly activity – 250 steps

When you check hourly activity you can't tap to see your days progress – you get locked out of the second screen

It would be great to combine these 2 screens to show daily progress with hourly progress on 1 screen – no tapping



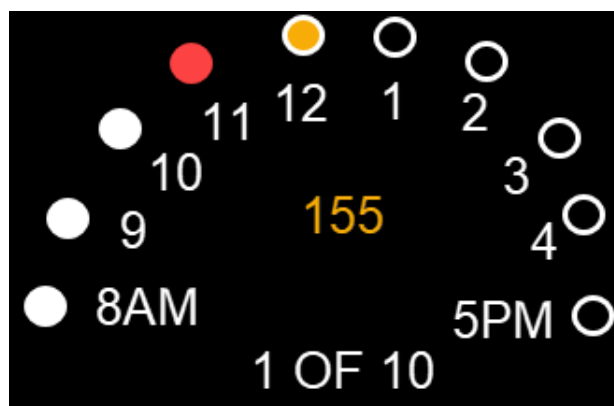
The principle is similar to the view in the app on your phone:

White shows a missed hour (you could use any colour)

Red shows a completed hour (you could use any colour)

Orange is the hour in progress – with an hourly step count in the middle

Count shown below (example 1 of 10 hours achieved 250+ steps)



## **#3 Side button – long press functionality**

The Versa 4 allows a long press / press and hold functionality using the side button

Would be great if the Charge 6 could allow this

It would be great to activate the water lock? This is really cumbersome right now especially if the screen is already wet – scrolling down a wet screen to get to the water lock feature isn't a good procedure.

## **#4 Double tap to turn off water lock**

This is a very aggressive action and feels like its going to break the watch

Maybe as above you could use the side button to deactivate also.

Press and hold side button for 3 seconds to activate / deactivate water lock.